

## PROCEDURE FOR REGISTRATION AND UPLOADING ABSTRACT TATACARA PENDAFTARAN DAN MEMUAT NAIK ABSTRAK

### PROCEDURE FOR OPENING A CMT ACCOUNT TATACARA MEMBUKA AKAUN CMT

1. Visit the [INSPIRE 2026](#) website link.  
Layari pautan laman web [INSPIRE 2026](#).

**INSPIRE 2026**  
INTERNATIONAL SYMPOSIUM ON ISLAMIC PERSPECTIVES IN RENEWABLE ENERGY  
16 JUNE 2026 | HOTEL MARRIOTT, PUTRAJAYA

HOME  
ABOUT  
CALL FOR PAPERS  
IMPORTANT DATES  
SPEAKERS  
PROGRAMME TENTATIVE  
PAYMENT  
CONTACT

**ISES**  
2026  
International Symposium on Islamic Perspectives in Renewable Energy (INSPIRE) 2026  
16 June 2026 (Tuesday) | Hotel Marriott Putrajaya

**Call for papers**  
Islamic Perspectives on Sustainable Energy:  
**Ethics, Innovation, and a Just Transition**

Sub-Theme:  
✔ Islamic Ethics in Sustainable Energy  
✔ Technology Innovation in the Islamic Perspectives  
✔ Just Transition  
✔ Policy and Governance

Discover INSPIRE 2026  
Scan Here

**Important Dates**

Date	Event
1 May 2026	Registration and Abstract Submission Starts
7 May 2026	Notification of Abstract Acceptance
23 May 2026	Notification of Paper Acceptance
30 May 2026	Full Paper Submission Deadline

**Symposium Fee**

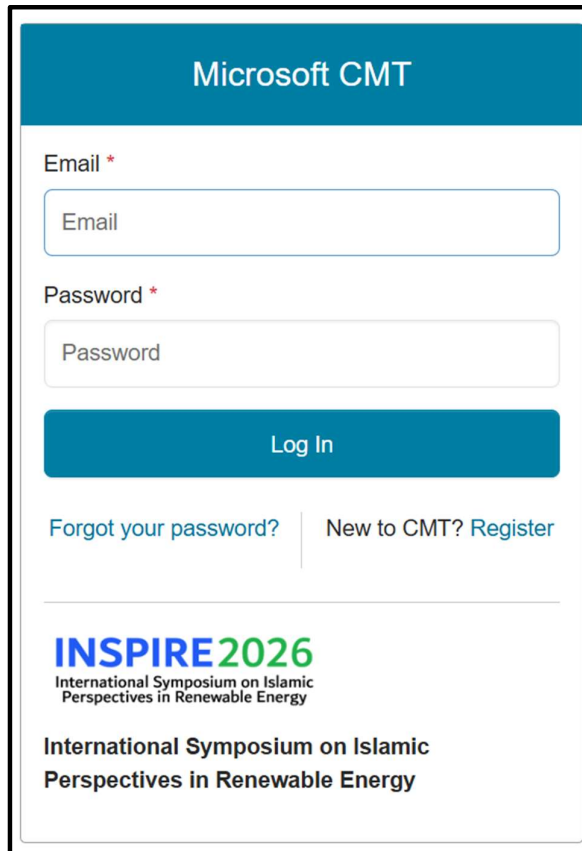
Category	Local Presenter	International Presenter	Proceeding Only
Local Presenter	RM 500	/	/
International Presenter	RM 600	/	/
Proceeding Only	RM 100	/	/

**Keynote Speaker**  
Sahibus Samahah Tuan Ahmad Fauwaz bin Ali @ Fadzil  
Mufti Wilayah Persekutuan

**Panelists:**  
Dr. Wan Fariza Aiyati binti Wan Zakaria  
Prof. Madya Ts. Dr. Zul Iham bin Zulkiflee Lubes  
Prof. Dr. Norasikin binti Ahmad Ludin  
Ustaz Mohd Nazri bin Chik

Register

2. Click the “**Registration**” tab for registration and abstract submission.  
Klik tab “**Registration**” untuk pendaftaran dan penghantaran abstrak.
3. Click the “**Guidelines**” button.  
Klik butang “**Guidelines**”.
4. You will see the **INSPIRE 2026 Guidelines** page.  
Anda akan melihat halaman **Garis Panduan INSPIRE 2026**.
5. Click the provided link  
(<https://cmt3.research.microsoft.com/User/Login?ReturnUrl=%2FINSPIRE2026>)  
to access the Conference Management Toolkit (CMT).  
Klik pautan yang disediakan  
(<https://cmt3.research.microsoft.com/User/Login?ReturnUrl=%2FINSPIRE2026>)  
untuk ke *Conference Management Toolkit (CMT)*.
6. You will see the **INSPIRE 2026 CMT** page.  
Anda akan melihat halaman **CMT INSPIRE 2026**.



The image shows a login page for the Microsoft CMT. At the top, there is a blue header with the text "Microsoft CMT". Below the header, there are two input fields: "Email \*" and "Password \*". Each field has a corresponding input box with the placeholder text "Email" and "Password" respectively. Below the input fields is a blue "Log In" button. Underneath the button, there are two links: "Forgot your password?" and "New to CMT? Register". At the bottom of the page, there is a logo for "INSPIRE 2026" with the subtitle "International Symposium on Islamic Perspectives in Renewable Energy". Below the logo, the full name of the symposium is written: "International Symposium on Islamic Perspectives in Renewable Energy".

7. **Create an account:**

If you do not have an account yet, click **“Register”** and enter the required information. Refer to the figure below.

**Cipta akaun:**

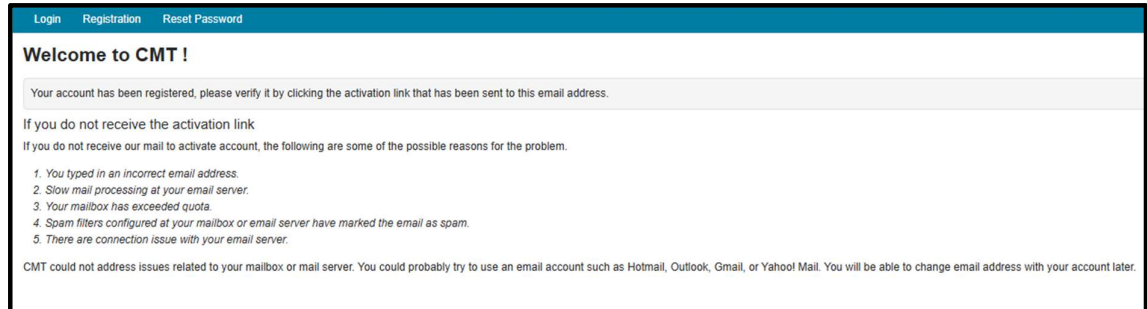
Jika anda belum mempunyai akaun, klik **“Register”** dan masukkan maklumat yang diminta. Rujuk rajah di bawah.

The screenshot shows a registration form titled "Create New Account" with three tabs: "Login", "Registration", and "Reset Password". The form is organized into several sections:

- Login information:** Includes fields for Email, Password, and Confirm Password. A tooltip for the Password field states: "Passwords are required to contain 12 characters and each of the following: lowercase letters, uppercase letters, numbers, and symbols. Valid symbols are: ~!@#\$%^&\*()\_+=+[]-~<>\_/?".
- Personal Information:** Includes fields for First Name, Middle Initial, Last Name, Nickname, Organization Name, and a Country/Region dropdown menu.
- External Profile Information:** Includes fields for Google Scholar Id, Semantic Scholar Id, DBLP Id, ORCID Id, and OpenReview Id.
- Verification:** Includes an "Accessibility Options" note, a "Verification Code" field, a "Visual Challenge" box displaying the code "M N 9 S 9" with a "New Code" button, and an "Audio Alternative" section with a "Play Audio Description" button. Below this is a field to "Enter the 5-character code (letters and numbers):" and a checkbox for "I agree to the Microsoft CMT's Author's Statement, Terms Of Use, Dal".

At the bottom of the form are two buttons: "Register" and "No, thanks".

8. You will see the following **“Welcome”** screen.  
Anda akan melihat paparan **“Welcome”** seperti berikut.



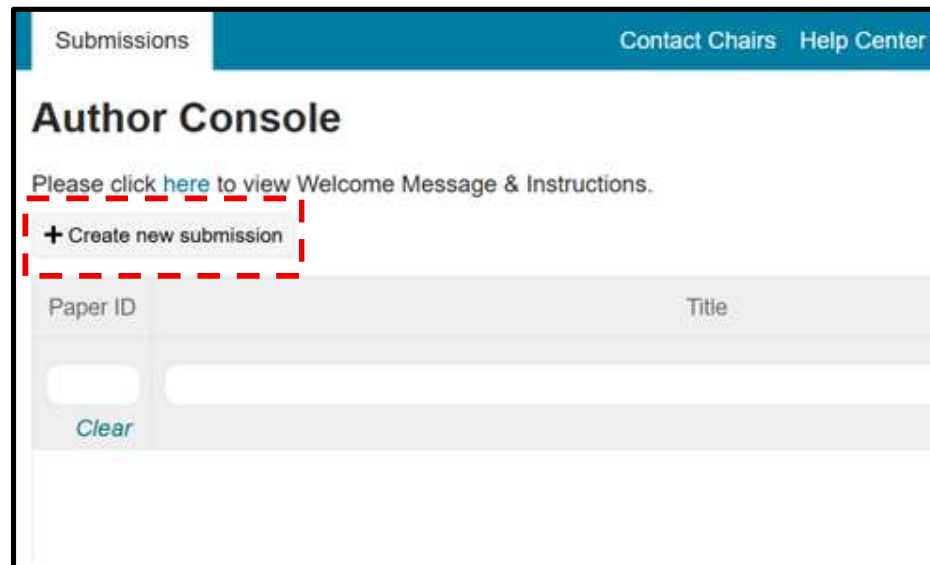
9. Check your email and click the verification link sent to you. Example:  
Semak e-mel anda dan klik pautan pengesahan yang dihantar. Contoh:



10. If you already have an account, log in using your email address and password.  
Jika anda sudah mempunyai akaun, log masuk menggunakan alamat e-mel dan kata laluan anda.

## PROCEDURE FOR SUBMITTING AN ABSTRACT AFTER OPENING A CMT ACCOUNT TATACARA MENGHANTAR ABSTRAK SELEPAS MEMBUKA AKAUN CMT

1. Click the **“Create New Submission”** button and fill in all the required details.  
Klik butang **“Create New Submission”** dan isi semua butiran yang diperlukan.



2. Upload all required documents according to the submission guidelines.  
Muat naik semua dokumen yang diperlukan mengikut garis panduan penghantaran.
3. Double-check your submission to ensure all information is accurate and complete.  
Semak semula penghantaran anda untuk memastikan semua maklumat tepat dan lengkap.
4. After completing all the required fields and uploading your abstract, click **“Submit”** to finalize the submission.  
Selepas melengkapkan semua medan yang diperlukan dan memuat naik abstrak anda, klik **“Submit”** untuk memuktamadkan penghantaran.

Conference Management Tool x +

cmt3.research.microsoft.com/INSPIRE2026/Track/1/Submission/Create

8000 characters left

2. Registration type \*

Registration Type:

Proceedings Only

Local Presenter

International Presenter

3. Reviewer Suggestions \*

Suggest two (2) reviewer:

8000 characters left

4. Author Consent \*

By submitting this paper, you agree that all authors are aware and consent to this submission

I agree

**Submit** Cancel

5. Next, complete the “**Conflicts of Interest**”.
- Seterusnya, lengkapkan bahagian “**Conflicts of Interest**”.

Conference Management Tool x +

cmt3.research.microsoft.com/INSPIRE2026/Submission/Conflict/2

Submissions Contact Chairs Help Center Select Your Role : Author INSPIRE2026 Nurul Asyikin Aminudin

### Edit Conflicts of Interest

Paper ID 2

Paper Title A

0 - 0 of 0 « « 1 » » Show: 25 50 100 All Clear All Filters

First Name	Last Name	Organization	Conflicts Selected	Conflicts	Edit
<input type="text"/>	<input type="text"/>	<input type="text"/>	<input type="text"/>		
<a href="#">Clear</a>	<a href="#">Clear</a>	<a href="#">Clear</a>	<a href="#">Clear</a>		

Done 0 - 0 of 0 « « 1 » »

© 2026 Microsoft Corporation [About CMT](#) | [Docs](#) | [Terms of Use](#) | [Privacy & Cookies](#) | [Consumer Health Privacy](#) | [Request Free Site](#)

6. You will see a final display of all information after completing **“Conflicts of Interest”**. You may click **“Back to Author Console”** before logging out. Anda akan melihat paparan akhir semua maklumat setelah melengkapkan **“Conflicts of Interest”**. Anda boleh klik **“Back to Author Console”** sebelum log keluar.

The screenshot shows a web browser window with the URL `cmt3.research.microsoft.com/INSPIRE2026/Submission/Summary/2`. The page content includes the following sections:

- Paper Title
- Abstract
- Created
- Last Modified
- Authors
- Primary Subject Area: Islamic Ethics in Sustainable Energy
- Submission Questions Response:
  - 1. Contact Number  
Mobile Number:
  - 2. Registration type  
Registration Type:
  - 3. Reviewer Suggestions  
Suggest two (2) reviewer:
  - 4. Author Consent  
By submitting this paper, you agree that all authors are aware and consent to this submission  
Agreement accepted

At the bottom of the page, there are two buttons: "Edit Submission" and "Back to Author Console". The "Back to Author Console" button is highlighted with a red dashed box.

7. A confirmation email will be sent to you after the submission is successfully completed. E-mel pengesahan akan dihantar kepada anda selepas penghantaran berjaya diselesaikan.